

CHALLENGE 1

CYANOTYPE

Did you know you can make a photograph without a camera?

By placing objects on paper sensitive to light, you can create an image left behind from the shadow of your objects.

MATERIALS

Sunprint Paper

Check out MOPA's store on the website to buy your own

A tray with water

Hydrogen Peroxide

Paper towels

Some household items ex: (toys, small objects, flowers, leaves)

A Sunny Day!

EXAMPLES



CYANOTYPE COURTESY OF EDUCATION DEPARTMENT



CYANOTYPE COURTESY OF EDUCATION DEPARTMENT

STEPS

Intro

- Did you know you can make a photograph without a camera? By placing objects on paper sensitive to light, you can create an image left behind from the shadow of your objects.

Gather

- Check the materials list and gather everything you need to create a cyanotype. Think about what objects you want to use to create the outlines. A plastic toy will create a solid white shadow, but something that is see-through will leave a lighter gray shadow.

Arrange

- For this first project try testing out the rule of thirds technique. By placing your objects on the imaginary grid lines you will create a more interesting dynamic photo.
- Once you have tested out the rule of thirds, feel free to try out more arrangements.

Tips

- You may need to do multiple tests for how long your cyanotype will sit out in the sun. Try cutting your paper in a dark room into strips and testing out 3, 5, and 7 minutes to see which one looks the best.
- The second you take the cyanotype paper out of the black bag it starts to expose to the sun, so you need to move quickly! Think about where you want to place your objects before you take the paper out.
- After you have mastered the rule of thirds technique with your cyanotypes, try it out with your camera!

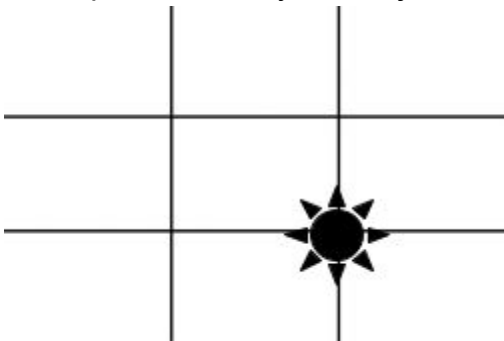
SHARE

Upload your photos and tag MOPA on Instagram @MOPASD.

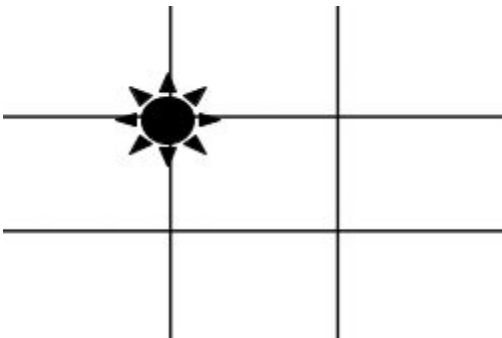
CHALLENGE 2

PRACTICING RULE OF THIRDS

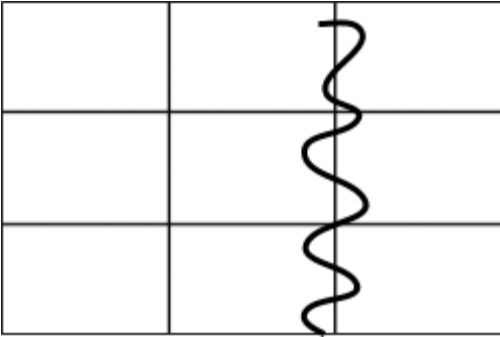
Take 2 pictures with your subject on the bottom right intersection



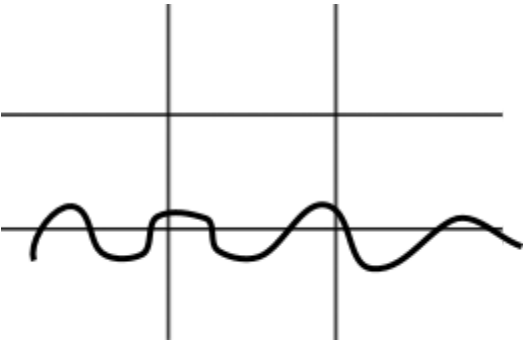
Take 2 pictures with your subject on the top left intersection



Take 2 pictures with your subject on the right line



Take 2 pictures with your horizine line on the bottom line



SHARE

Upload your photos and tag MOPA on Instagram @MOPASD.